

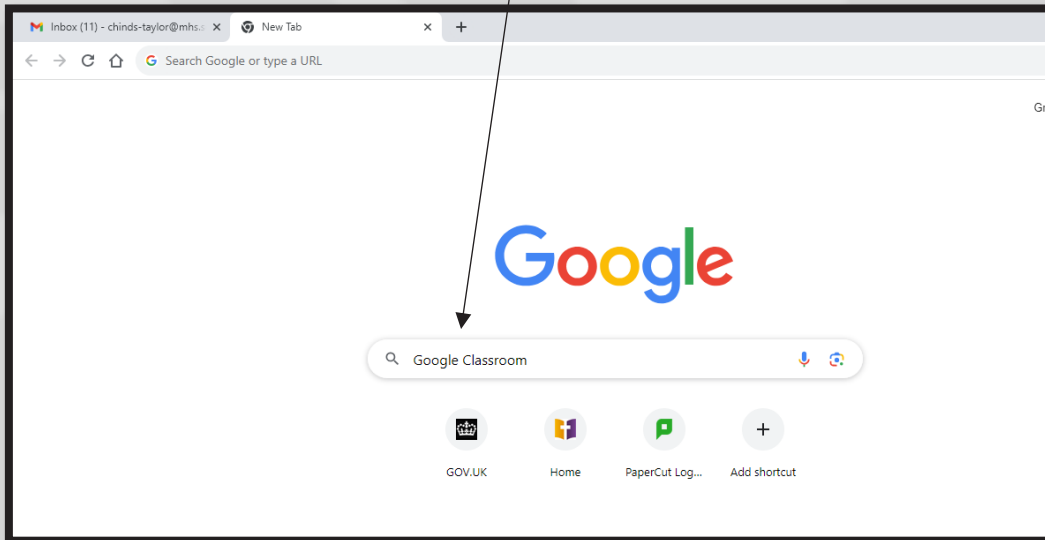


MIDDLEWICH  
HIGH SCHOOL

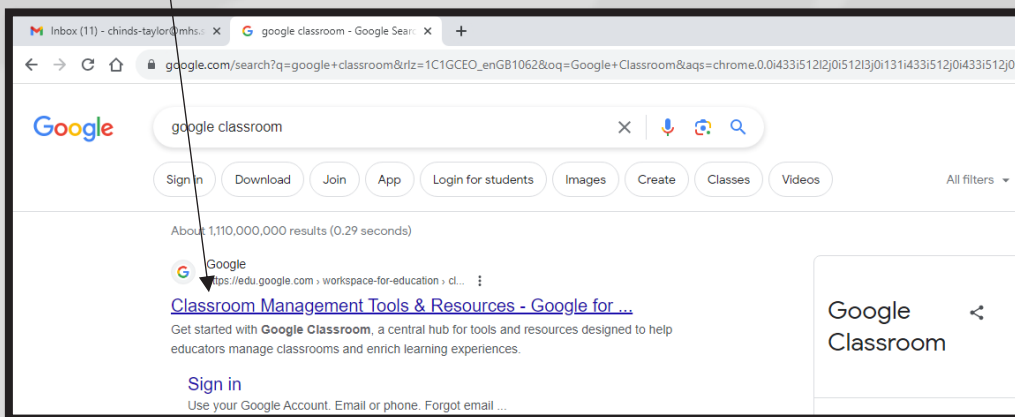
# Accessing Digital Learning

## How to log in to Google Classroom

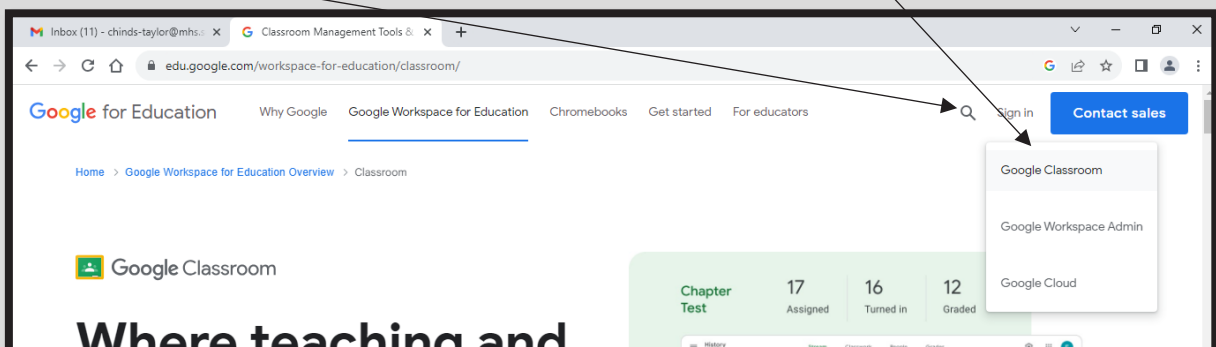
Use your internet browser, enter Google Classroom



Select the top option

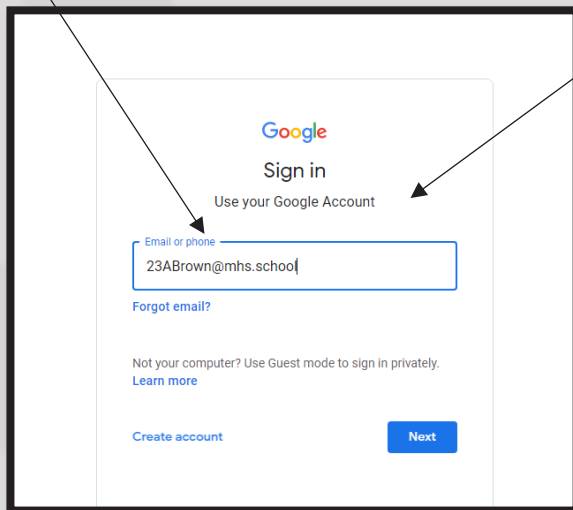


Click on "Sign In" in the top right hand corner, select "Google Classroom"

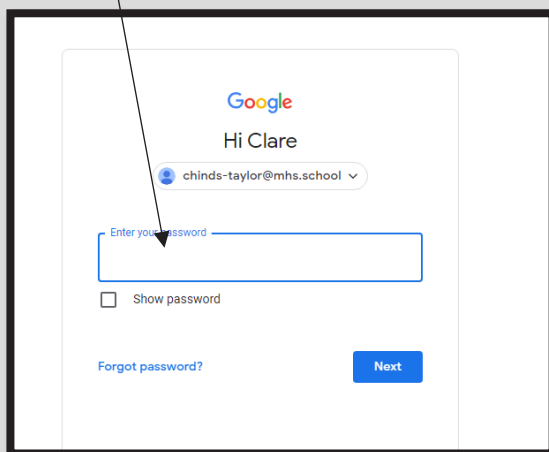


This will take you to the log in screen

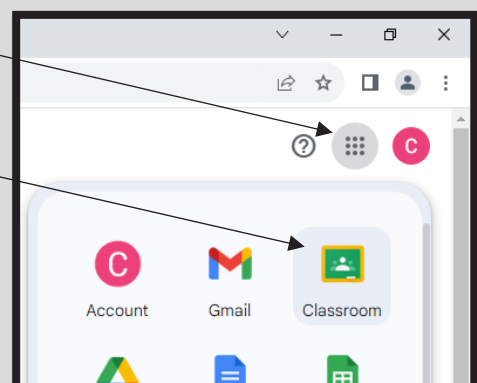
Add your school log in, plus, @mhs.school. This should look similar to this, then click NEXT



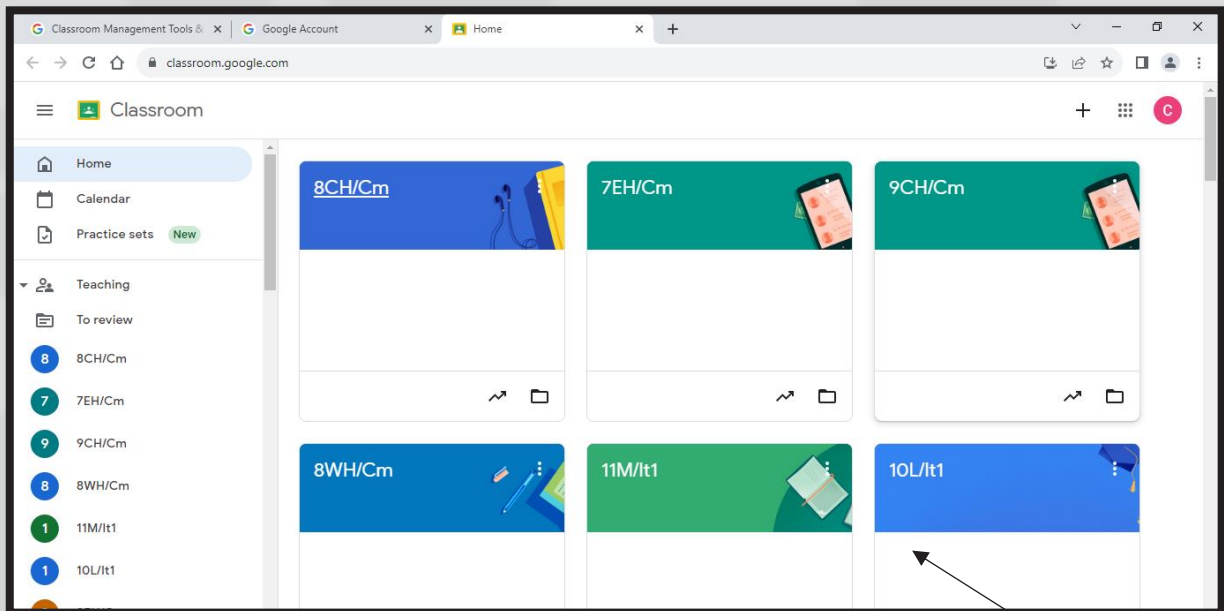
Add your password



Click on the 9 dots in the top right hand corner of the screen and select "Google Classroom"



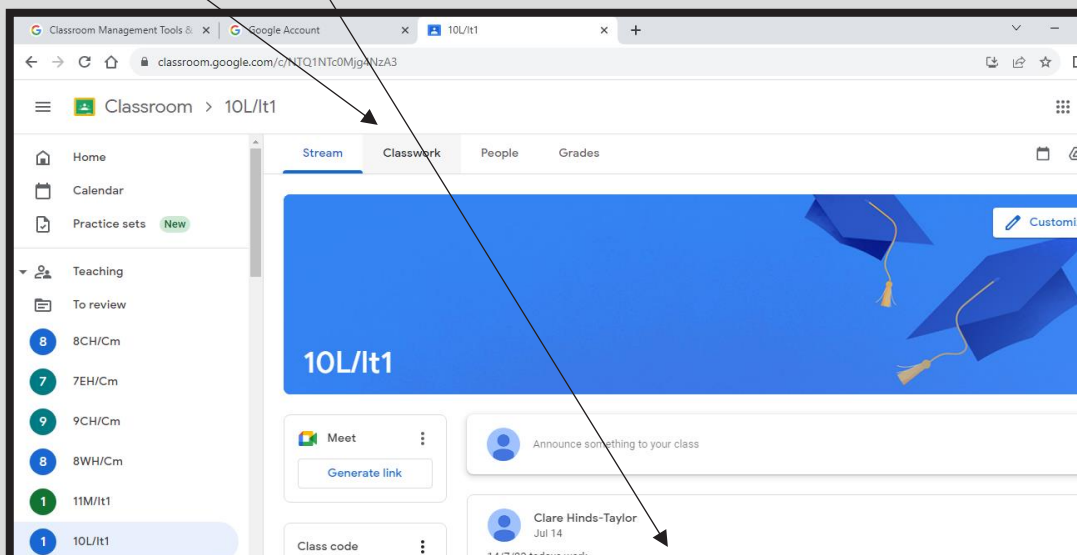
This will show all of your classes.



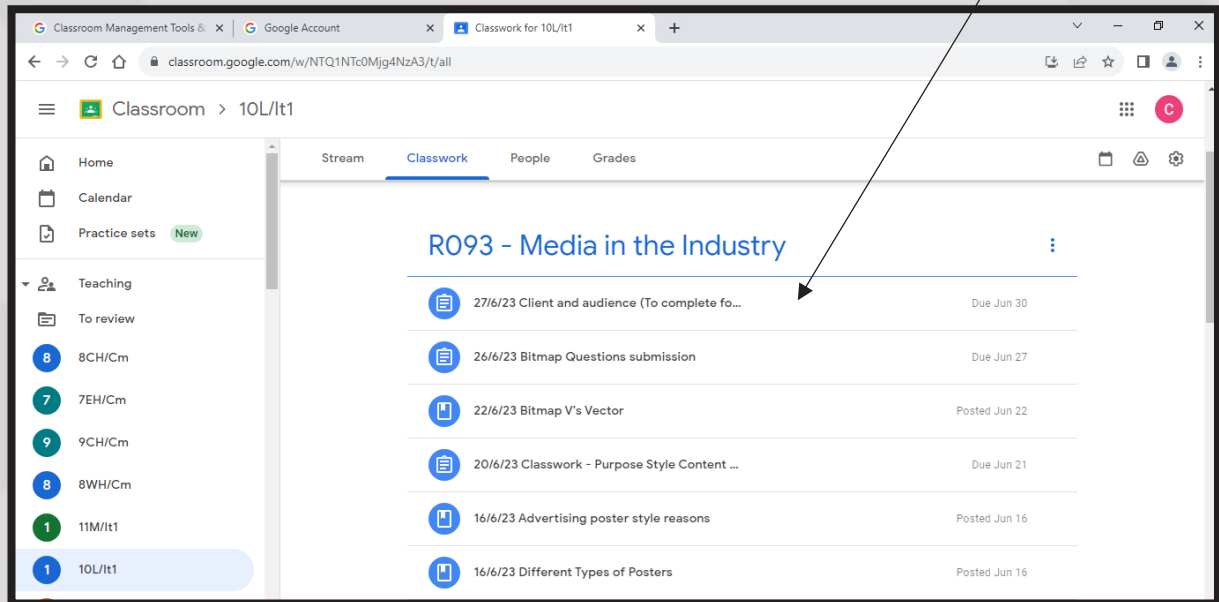
Each square is a classroom. If you have been set HOMEWORK this will show under the class name here.

If you are absent from a lesson, the classwork which has been set will need to be found in the classroom. To find this work, please select the class you are absent from.

Either select the link to your work in the stream or if this has not been added, select "Classwork" at the top of the screen.



This will show you the work which has been set for the day you are absent.



## Accessing Educake

| Steps                                                                                                                                                                                                                                                                                                                                                                                                                                                                                            | Visual help |
|--------------------------------------------------------------------------------------------------------------------------------------------------------------------------------------------------------------------------------------------------------------------------------------------------------------------------------------------------------------------------------------------------------------------------------------------------------------------------------------------------|-------------|
| <p>- Enter Educake in to your search engine.</p> <p>- Select this option, this might not always be the correct option so please check you are choosing the correct site from your search</p> <p>– Select student log in</p>                                                                                                                                                                                                                                                                      |             |
| <p>On the student log in page, select “Sign in with Google”</p>                                                                                                                                                                                                                                                                                                                                                                                                                                  |             |
| <p>If your child’s <b>school email</b> address doesn’t appear in this list please choose <b>“Use another account”</b></p> <p>Your child’s school email address is similar to below;</p> <p>For year 7-<br/><a href="mailto:24asmith@mhs.school">24asmith@mhs.school</a></p> <p>The year the started, their first initial, their<br/><a href="mailto:surname@mhs.school">surname@mhs.school</a></p> <p>Year 10<br/><a href="mailto:21Bjones@mhs.school">21Bjones@mhs.school</a> – for example</p> |             |



This window will ask you to enter your child's **school email** address

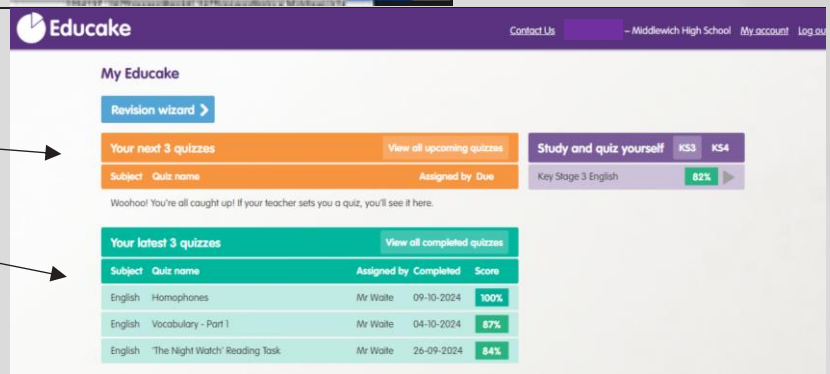
Once entered select next



Your child now needs to enter the same password they use to access Google Classroom – this is a password they have chosen



This will take students to the home screen here this will display;  
The homework set  
The homework completed



## Accessing Maths Watch

| Steps                                                                                                                                                                                                                                                                                                                | Visual help                                                                                                                                                                                                                                                                                                                                                                                                                                                                                                                                                                                                                                                                                                                                                                                                                                                                                     |             |            |               |          |      |       |   |       |                       |    |           |            |               |       |      |  |                  |    |           |            |               |       |      |  |          |    |           |            |               |       |      |  |                       |    |            |            |               |       |      |  |
|----------------------------------------------------------------------------------------------------------------------------------------------------------------------------------------------------------------------------------------------------------------------------------------------------------------------|-------------------------------------------------------------------------------------------------------------------------------------------------------------------------------------------------------------------------------------------------------------------------------------------------------------------------------------------------------------------------------------------------------------------------------------------------------------------------------------------------------------------------------------------------------------------------------------------------------------------------------------------------------------------------------------------------------------------------------------------------------------------------------------------------------------------------------------------------------------------------------------------------|-------------|------------|---------------|----------|------|-------|---|-------|-----------------------|----|-----------|------------|---------------|-------|------|--|------------------|----|-----------|------------|---------------|-------|------|--|----------|----|-----------|------------|---------------|-------|------|--|-----------------------|----|------------|------------|---------------|-------|------|--|
| <p>- Enter Mathswatch in to your search engine.</p> <p>- Select this option, this might not always be the correct option so please check you are choosing the correct site from your search</p> <p><a href="https://vle.mathswatch.co.uk/vle/">https://vle.mathswatch.co.uk/vle/</a></p>                             |                                                                                                                                                                                                                                                                                                                                                                                                                                                                                                                                                                                                                                                                                                                                                                                                                                                                                                 |             |            |               |          |      |       |   |       |                       |    |           |            |               |       |      |  |                  |    |           |            |               |       |      |  |          |    |           |            |               |       |      |  |                       |    |            |            |               |       |      |  |
| <p>In the Sign screen please enter your child's log in;</p> <p>This is the year which they started, their first initial and their surname@middlewich</p> <p>For example;<br/>24jsmith@middlewich</p>                                                                                                                 |                                                                                                                                                                                                                                                                                                                                                                                                                                                                                                                                                                                                                                                                                                                                                                                                                                                                                                 |             |            |               |          |      |       |   |       |                       |    |           |            |               |       |      |  |                  |    |           |            |               |       |      |  |          |    |           |            |               |       |      |  |                       |    |            |            |               |       |      |  |
| <p>Then enter the corresponding email from the list below;</p> <div style="border: 1px solid black; padding: 5px; margin: 5px 0;"> <p><b>year 7</b> username:<br/>24jsmith@middlewich<br/>password:24jsmith@middlewich</p> <p><b>year 8-11</b> username:<br/>23jsmith@middlewich<br/>password: middlewich</p> </div> |                                                                                                                                                                                                                                                                                                                                                                                                                                                                                                                                                                                                                                                                                                                                                                                                                                                                                                 |             |            |               |          |      |       |   |       |                       |    |           |            |               |       |      |  |                  |    |           |            |               |       |      |  |          |    |           |            |               |       |      |  |                       |    |            |            |               |       |      |  |
| <p>This will display the work which has been set</p>                                                                                                                                                                                                                                                                 | <table border="1" style="width: 100%; border-collapse: collapse; font-size: small;"> <thead> <tr> <th>Title</th> <th>Type</th> <th>Assigned By</th> <th>Assigned</th> <th>Due</th> <th>Marks</th> <th>%</th> <th>Grade</th> </tr> </thead> <tbody> <tr> <td>Revision Mid Stakes 2</td> <td>HW</td> <td>K Nielsen</td> <td>07/10/2024</td> <td>14/10/2024 06</td> <td>31/31</td> <td>100%</td> <td></td> </tr> <tr> <td>Directed numbers</td> <td>HW</td> <td>K Nielsen</td> <td>23/09/2024</td> <td>30/09/2024 06</td> <td>34/34</td> <td>100%</td> <td></td> </tr> <tr> <td>Homework</td> <td>HW</td> <td>K Nielsen</td> <td>11/09/2024</td> <td>23/09/2024 06</td> <td>56/56</td> <td>100%</td> <td></td> </tr> <tr> <td>Year 7 induction task</td> <td>HW</td> <td>R Freedman</td> <td>10/09/2024</td> <td>25/09/2024 06</td> <td>29/29</td> <td>100%</td> <td></td> </tr> </tbody> </table> | Title       | Type       | Assigned By   | Assigned | Due  | Marks | % | Grade | Revision Mid Stakes 2 | HW | K Nielsen | 07/10/2024 | 14/10/2024 06 | 31/31 | 100% |  | Directed numbers | HW | K Nielsen | 23/09/2024 | 30/09/2024 06 | 34/34 | 100% |  | Homework | HW | K Nielsen | 11/09/2024 | 23/09/2024 06 | 56/56 | 100% |  | Year 7 induction task | HW | R Freedman | 10/09/2024 | 25/09/2024 06 | 29/29 | 100% |  |
| Title                                                                                                                                                                                                                                                                                                                | Type                                                                                                                                                                                                                                                                                                                                                                                                                                                                                                                                                                                                                                                                                                                                                                                                                                                                                            | Assigned By | Assigned   | Due           | Marks    | %    | Grade |   |       |                       |    |           |            |               |       |      |  |                  |    |           |            |               |       |      |  |          |    |           |            |               |       |      |  |                       |    |            |            |               |       |      |  |
| Revision Mid Stakes 2                                                                                                                                                                                                                                                                                                | HW                                                                                                                                                                                                                                                                                                                                                                                                                                                                                                                                                                                                                                                                                                                                                                                                                                                                                              | K Nielsen   | 07/10/2024 | 14/10/2024 06 | 31/31    | 100% |       |   |       |                       |    |           |            |               |       |      |  |                  |    |           |            |               |       |      |  |          |    |           |            |               |       |      |  |                       |    |            |            |               |       |      |  |
| Directed numbers                                                                                                                                                                                                                                                                                                     | HW                                                                                                                                                                                                                                                                                                                                                                                                                                                                                                                                                                                                                                                                                                                                                                                                                                                                                              | K Nielsen   | 23/09/2024 | 30/09/2024 06 | 34/34    | 100% |       |   |       |                       |    |           |            |               |       |      |  |                  |    |           |            |               |       |      |  |          |    |           |            |               |       |      |  |                       |    |            |            |               |       |      |  |
| Homework                                                                                                                                                                                                                                                                                                             | HW                                                                                                                                                                                                                                                                                                                                                                                                                                                                                                                                                                                                                                                                                                                                                                                                                                                                                              | K Nielsen   | 11/09/2024 | 23/09/2024 06 | 56/56    | 100% |       |   |       |                       |    |           |            |               |       |      |  |                  |    |           |            |               |       |      |  |          |    |           |            |               |       |      |  |                       |    |            |            |               |       |      |  |
| Year 7 induction task                                                                                                                                                                                                                                                                                                | HW                                                                                                                                                                                                                                                                                                                                                                                                                                                                                                                                                                                                                                                                                                                                                                                                                                                                                              | R Freedman  | 10/09/2024 | 25/09/2024 06 | 29/29    | 100% |       |   |       |                       |    |           |            |               |       |      |  |                  |    |           |            |               |       |      |  |          |    |           |            |               |       |      |  |                       |    |            |            |               |       |      |  |







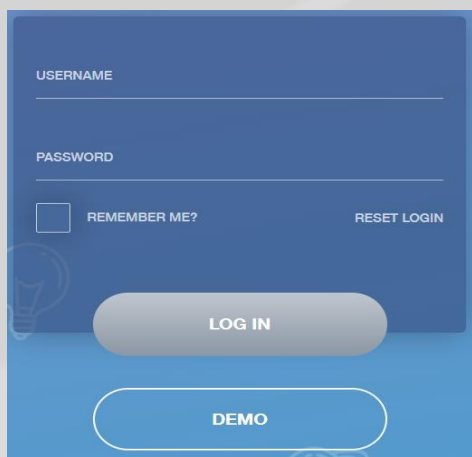
## Getting Started with “EduLink One”

All schools have their own way of working with EduLink One. It is customisable, meaning each school can tailor the product to meet their individual needs. The features covered in this guide are subject to the options your school chooses to use and should be viewed with this in mind. We request that users contact their school directly with any questions they may have.

There are two ways to use EduLink One: through a web browser like Google Chrome or through an app you can download to use on your mobile device. The EduLink One app is available for iOS and Android devices.

### Web Browser Instructions

To start, go to <https://www.edulinkone.com/> and input the school’s postcode – CW10 9BU.



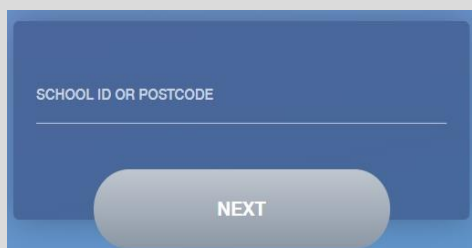
USERNAME

PASSWORD

REMEMBER ME?      RESET LOGIN

LOG IN

DEMO



SCHOOL ID OR POSTCODE

NEXT

Enter your **Username** and **Password** that the school has sent to you.

If you have not received an email with your login details, please contact your school to resolve this issue.

If you forget your username or password, please contact the school.

Once you have filled in the username and password boxes with your login details, click **LOG IN** to get started.



## Downloading and Using the App

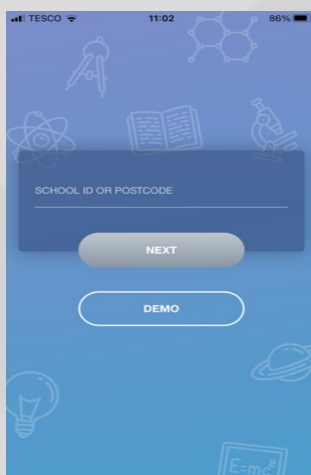
The Edulink One app is available for iOS and Android devices. You can download from these links or search in the App or Play stores.

### Apple App Store

<https://itunes.apple.com/gb/app/edulink-one/id1188809029?mt=8&ign-mpt=uo%3D4>

### Android Google Play

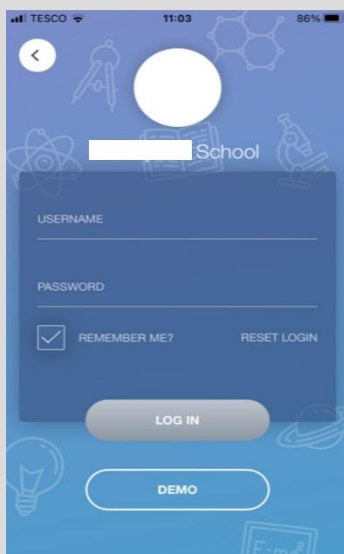
<https://play.google.com/store/apps/details?id=com.overnetdata.edulinkone&hl=en>



If you are using the mobile app you will see the screen to the left. You must input your **School ID** or **Postcode** and click the **Next** button to continue.

This is followed by the **USERNAME** and **PASSWORD** screen where you need to enter the login details your school has sent you.

Once you have filled in all three boxes with your login details, click **LOG IN** to get started.



If you forget your username or password, please contact the school

